



110 USt




197 ft



204 ft



249 ft



All-Rounder – Ready for anything

LTM 1090-4.2

Mobile crane
Grue mobile

LIEBHERR

Mobile and crawler cranes



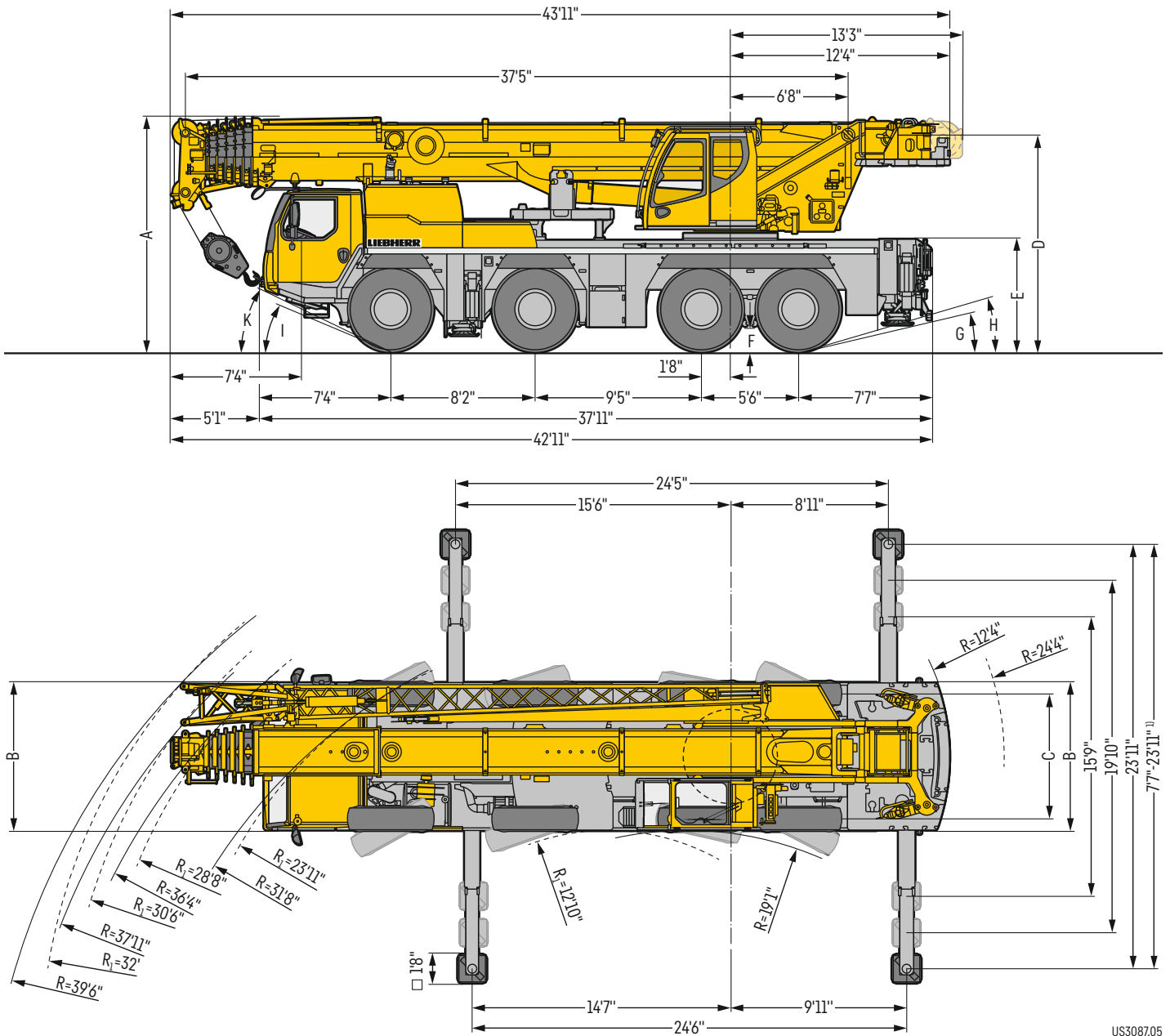
Technical data

Caractéristiques technique

Dimensions	
Encombrement	3
Mobile crane	
Grue mobile	4-5
Fuel saving and noise reduction	
Economie de carburant et réduction du bruit	6
Counterweight radius	
Rayon de contrepoids	8
Counterweight	
Contrepoids	8
Crane data	
Dates de la grue	9
On-road driving	
Déplacement sur route	10
Jobsite driving	
Déplacement sur chantier	10
Boom/jib combinations	
Configurations de flèche	11
T	12-18
TK/TNZK	19-23
TK	24-27
Equipment	
Equipement	28-29
Description of symbols	
Explication des symboles	30
Remarks	
Remarques	31

Dimensions

Encombrement




US3087.05

R₁ = All-wheel steering · Direction toutes roues

¹⁾ only with VarioBase® · seulement avec VarioBase®

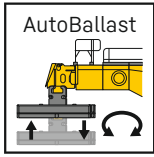
Dimensions · Encombrement

	A	A 4" *	B	C	D	E	F	G	H	I	K
445/95 R 25 (16.00 R 25)	13'1"	12'10"	8'4"	6'11"	12'1"	6'3"	1'4"	13°	19°	22°	27°
525/80 R 25 (20.5 R 25)	13'1"	12'10"	8'10"	7'1"	12'1"	6'3"	1'4"	13°	19°	22°	27°

* lowered · abaissé


LTM 1090-4.2





The AutoBallast function completes the ballasting process automatically. All the steps are carried out after the button has been pressed just once.


Avec la fonction AutoBallast (Ballast automatique), le fonctionnement des ballasts est entièrement automatique. L'ensemble des étapes s'effectue ainsi grâce à une seule pression sur le bouton.




197 ft



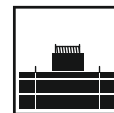
31 ft – 52 ft



6 ft 7 in



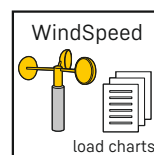
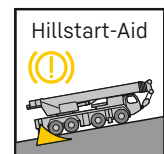
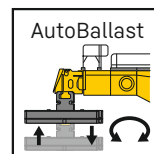
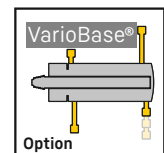
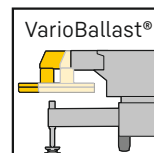
8 ft 4 in (445/95 R 25)



49,600 lb



330 kW (449 h.p.)



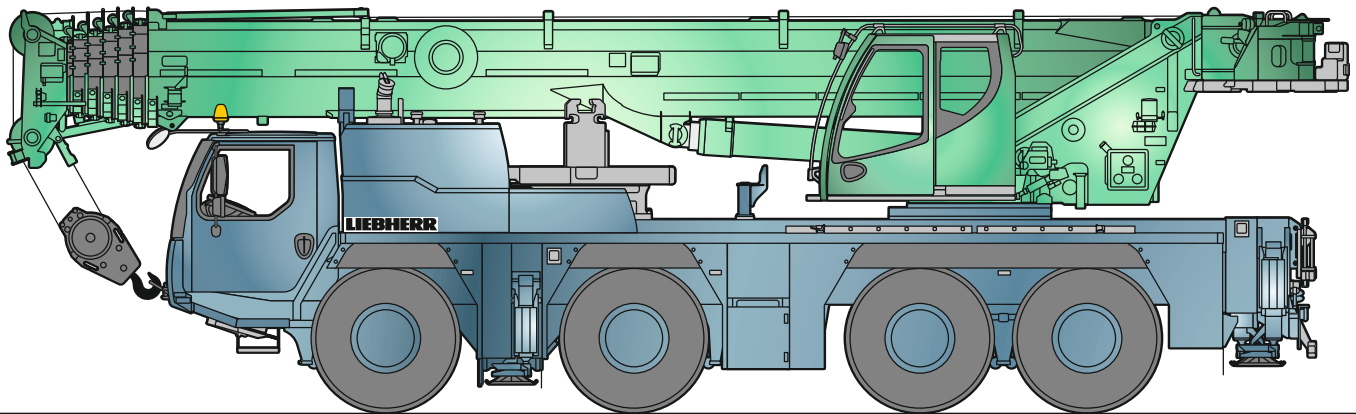
Fuel saving and noise reduction

Economie de carburant et réduction du bruit

ECOmode

Automatic regulation of the engine speed during crane mode reduces fuel consumption approximately 10 %

Régulation automatique de la vitesse du moteur pendant les travaux avec la grue permet de réduire la consommation de carburant jusqu'à env. 10 %



S3093.01

ECOdrive
TRAXON

Driving strategy in the carrier with ECO- or Powermode to reduce noise and fuel

L'adaptation du mode de déplacement avec le mode ECO ou le mode Puissance permet de réduire le niveau sonore et la consommation de carburant



Hillstart Aid makes starting on gradients easier. Move off safely and easily without rolling backwards.

La fonction Hillstart-Aid facilite le démarrage en côte. Démarrage sûr et facile sans recul du véhicule.

Everything on board

Tout ce qu'il faut à disposition

- ① **Fast changing ballast system for various driving situations**
Système de changement rapide pour les configurations de conduite les plus diverses





- ② **Integrated storage areas for the daily operation**
Rangements intégrés pour l'usage quotidien



Flexible assembly jib

Fléchette de montage flexible

0°; 20°; 40°; 60°
Adjustment
Positionnement à

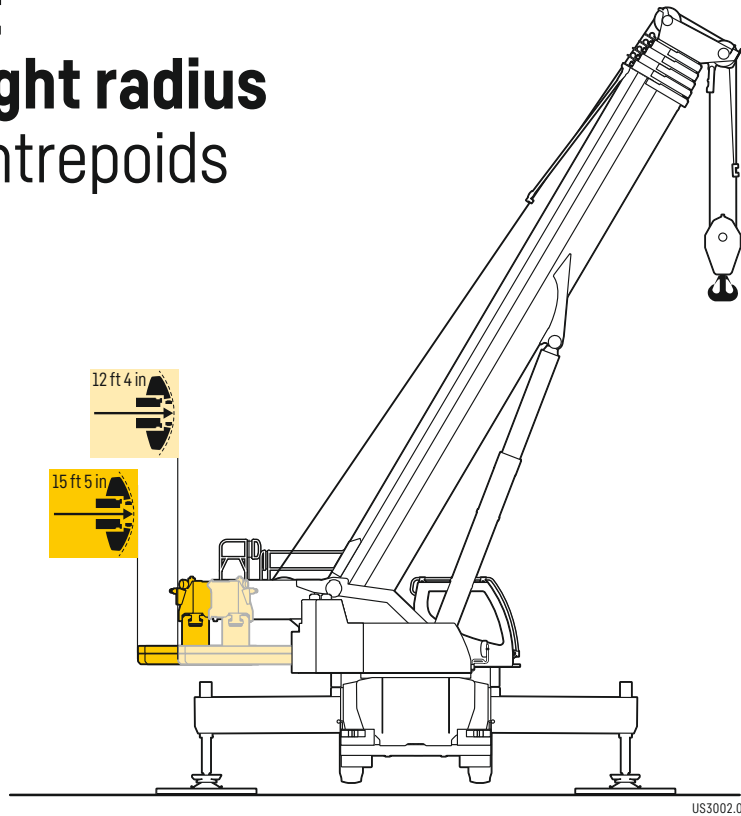
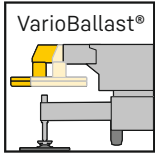


with sling bracket
avec attache d'arrimage

VarioBallast

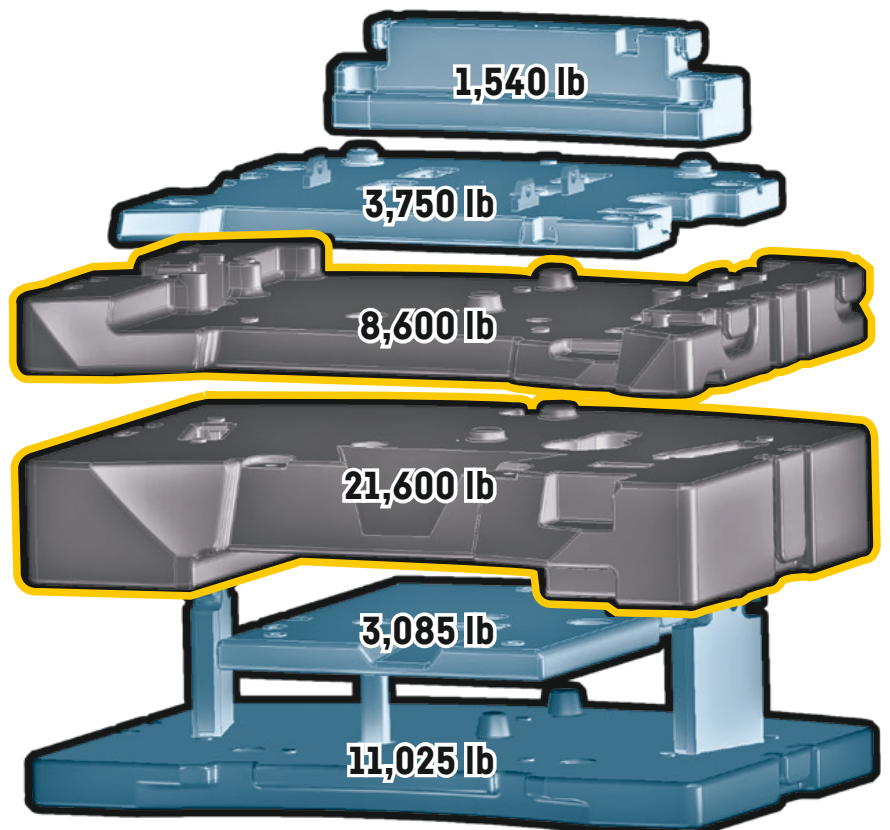
Counterweight radius

Rayon de contrepoids



Counterweight

Contrepoids



26,450 lb axle load
26,450 lb de charge par essieu





Technichally transportable
Transport techniquement simplifié

Additional counterweight
Contrepoids additionnel









Crane data

Dates de la grue

Hook block · Moufles à crochet




			
149,900 lb	7	12	1,675 lb
130,500 lb	5	10	1,170 lb
93,250 lb	3	7	990 lb
41,225 lb	1	3	660 lb
13,900 lb	-	1	310 lb

Crane carrier · Châssis porteur










	 mph min.	 mph max.	 %		
445/95 R 25 (16.00 R 25)	0.3	53	> 60%		12 / R2
525/80 R 25 (20.5 R 25)	0.3	53	> 60%		4 / R2

Theoretical gradeability · aptitude théorique en pente

Max. supporting forces · Forces d'appui max.

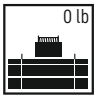
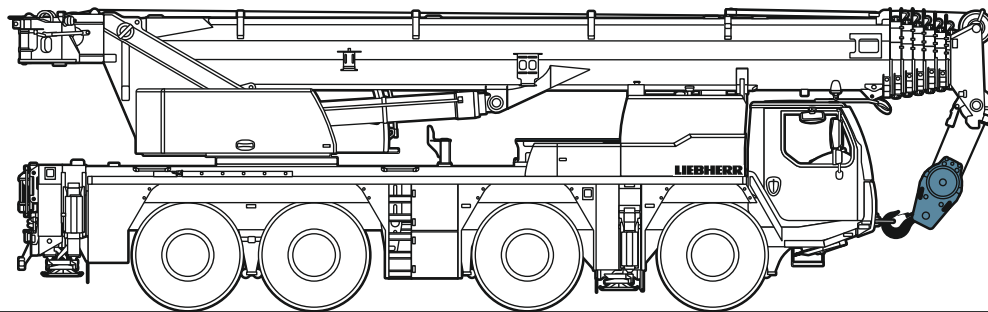
		
F _{max}	89,900 lb	119,700 lb

Crane superstructure · Partie tournante

			
 0 - 410 ft/min single line · au brin simple	17 mm	787 ft	14.160 lb
 0 - 410 ft/min single line · au brin simple	17 mm	787 ft	14.160 lb
 0 - 1.5 rpm			
 approx. 57 seconds to reach 85° boom angle env. 57 s jusqu'à 85°			
 approx. 403 seconds for boom extension from 37 ft - 197 ft env. 403 s pour passer de 37 ft - 197 ft			

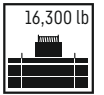
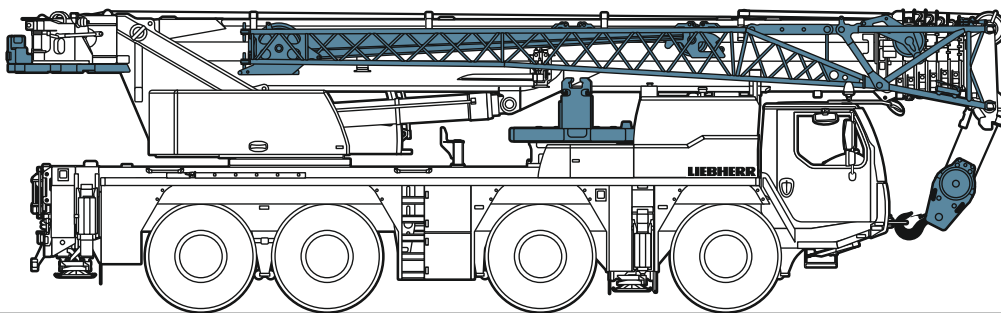
On-road driving

Déplacement sur route



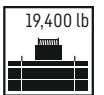
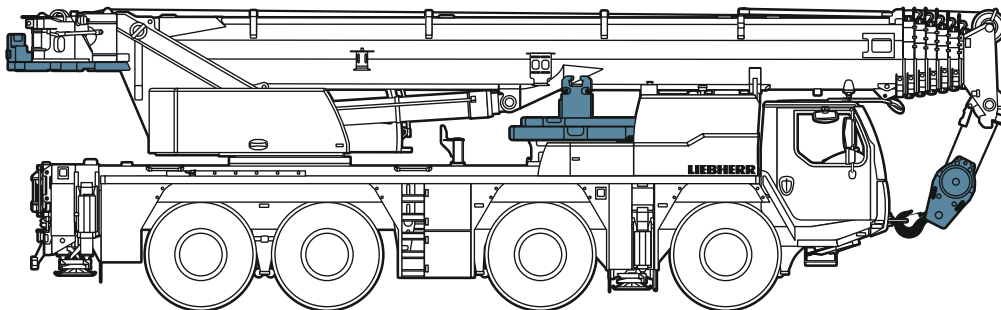
≤ 88,200 lb

≤ 22,050 lb ≤ 22,050 lb ≤ 22,050 lb ≤ 22,050 lb



≤ 105,800 lb

≤ 26,450 lb ≤ 26,450 lb ≤ 26,450 lb ≤ 26,450 lb



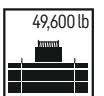
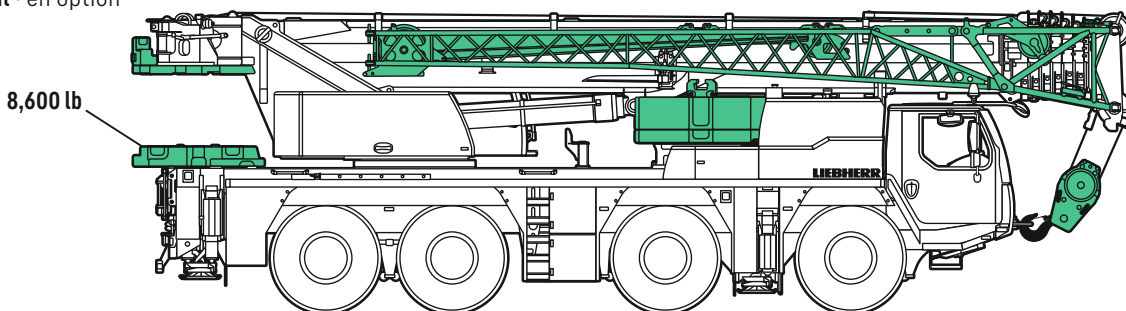
≤ 105,800 lb

≤ 26,450 lb ≤ 26,450 lb ≤ 26,450 lb ≤ 26,450 lb

Jobsite driving

Déplacement sur chantier

Optional · en option



≤ 141,100 lb

≤ 35,275 lb ≤ 35,275 lb ≤ 35,275 lb ≤ 35,275 lb

US3091.02

Boom/jib combinations

Configurations de flèche

T Telescopic boom - Flèche télescopique

K/NZK Mechanically/hydraulically adjustable folding jib - Pointe pliante réglable mécaniquement/hydrauliquement

K Mechanically adjustable assembly jib - Fléchette de montage réglable mécaniquement

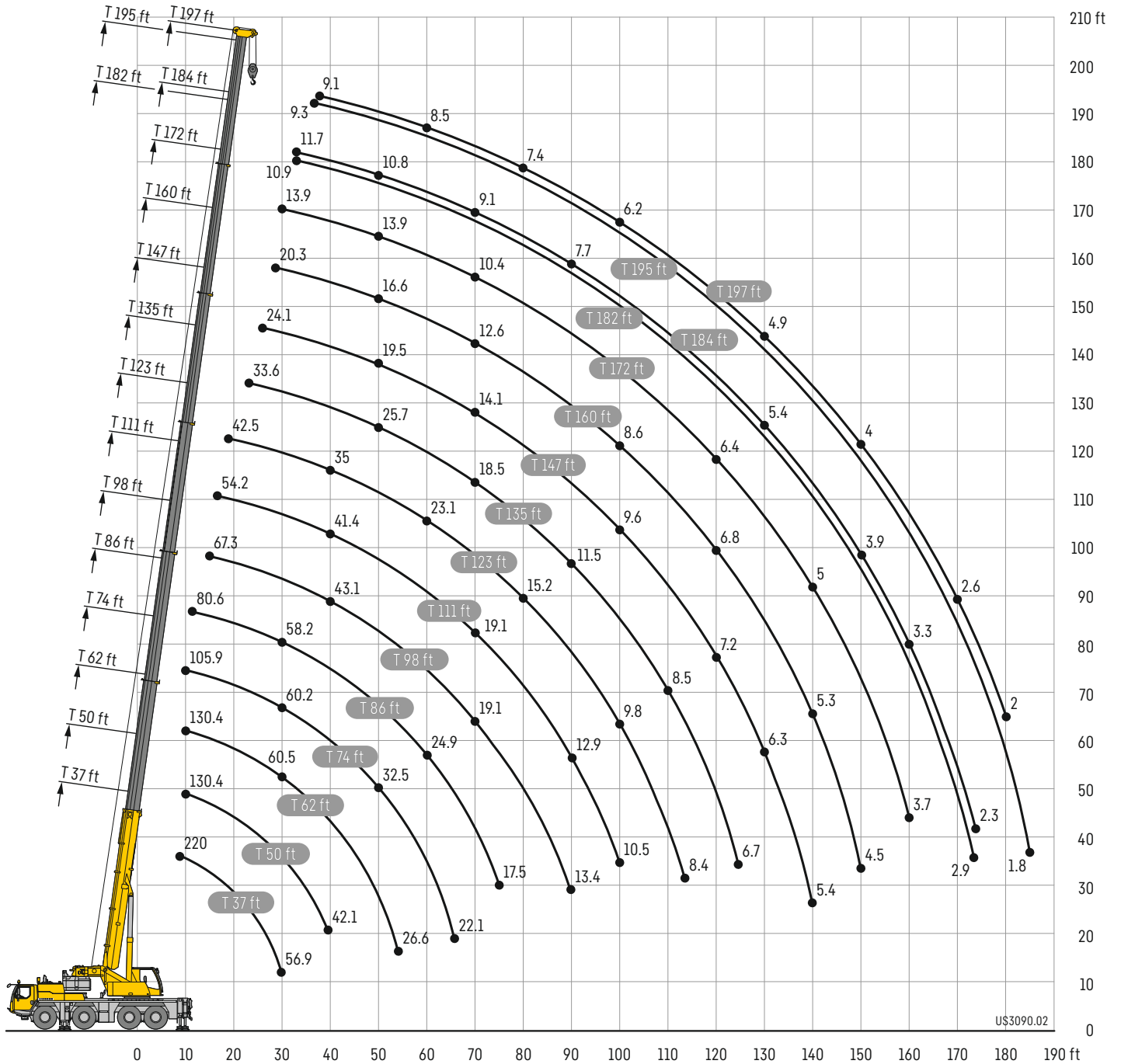


S3149.01

Lifting heights

Hauteurs de levage

T



U\$3090.02

Lifting capacities

Forces de levage

T



	37 ft	50 ft	62 ft	74 ft	86 ft	98 ft	111 ft	123 ft	135 ft	147 ft	160 ft	172 ft	182 ft	184 ft	195 ft	197 ft		
9	220																9	
10	198.4	130.4	130.4	130.4	105.9												10	
11	141.1	130.4	130.2	127	105.9	80.6											11	
12	132.5	127.5	125.5	120.4	105.8	80.6											12	
13	123.7	121.7	118.2	113.3	104.8	80.6											13	
14	116.2	115.8	112.3	107.8	102.7	80.6	67.3										14	
15	111.1	110.1	106.8	101.8	98.5	80.6	66.9										15	
16	106.6	104.9	101.7	96.8	93.5	80.4	66.4	54.2									16	
17	102.5	100.1	97.8	92.9	89.4	79.8	65.7	53.8									17	
18	98.6	95.6	94.1	89.6	86	79	64.8	53.3									18	
19	95	91.6	90.8	86.5	82.9	78.1	64	52.8	42.5								19	
20	91.5	87.8	87.6	83.5	80	76.9	63.2	52.3	42.5								20	
22	84.5	80.9	82	78.2	76.2	73.4	61.6	51.1	42.2	33.6							22	
24	76.9	74.5	75.7	73.4	71.7	68.8	60	50	41.9	33.5	24.1						24	
26	70.5	68.7	70	69	67.7	64.8	58.4	48.9	41.7	33.4	25.7						26	
28	65	63.3	64.6	64.5	64	61.3	56.7	47.8	41.3	33.2	25.5	20.3					28	
30	56.9	56.9	59.8	60.5	60.2	58.2	54.7	46.7	40.9	32.9	25.2	20.1	13.9				30	
32			55.4	56.1	56.2	55.1	52.7	45.6	40.2	32.1	24.8	19.9	16.1	10.9	11.7		32	
34			51.5	52.1	52.3	51.9	50.6	44.6	39	31.3	24.3	19.6	15.9	10.8	11.7	9.3	34	
36			47.9	48.6	48.7	48.4	48.7	43.5	37.7	30.5	23.9	19.3	15.8	10.8	11.6	9.3	9.1	36
38			45.1	45.4	45.4	45.1	46	42.5	36.3	29.8	23.3	19	15.6	10.7	11.5	9.3	9.1	38
40			42.1	42.4	42.5	42.6	43.1	41.4	35	29	22.8	18.7	15.4	10.6	11.4	9.3	9.1	40
45				36.2	36.6	37.3	36.8	36.2	32	27.3	21.1	17.7	14.8	10.4	11.2	9.2	9	45
50				32.1	32.5	32.3	31.9	31.4	29.2	25.7	19.5	16.6	13.9	10.1	10.8	9	8.9	50
55				26.6	28.5	28.4	27.9	27.3	26.6	24.2	17.9	15.5	12.4	9.7	10.5	8.9	8.7	55
60					25	24.9	24.4	23.8	23.1	22.7	16.5	14.5	11.7	9.2	10	8.7	8.5	60
65					22.1	22	21.5	20.9	21.4	20.9	15.3	13.5	11.1	8.8	9.6	8.4	8.3	65
70						19.5	19.1	19.1	19.2	18.5	14.1	12.6	10.4	8.4	9.1	8.1	8	70
75						17.5	17	17.7	17.1	16.3	13.4	11.7	9.8	8	8.7	7.7	7.7	75
80							15.9	15.9	15.2	14.5	12.8	10.8	9.3	7.6	8.4	7.4	7.4	80
85							14.8	14.3	13.6	12.9	12.2	10.1	8.9	7.3	8	7.1	7.1	85
90							13.4	12.9	12.2	11.5	11.7	9.5	8.4	6.9	7.7	6.8	6.8	90
95								11.6	10.9	10.8	10.7	8.9	8	6.6	7.4	6.5	6.5	95
100								10.5	9.8	10.2	9.6	8.6	7.7	6.3	7.1	6.3	6.2	100
105									9.4	9.3	8.7	8.3	7.3	6	6.8	6	6	105
110									9	8.5	8	8	6.9	5.7	6.5	5.8	5.7	110
115									8.4	7.9	7.4	7.4	6.6	5.5	6.2	5.5	5.5	115
120										7.2	7.2	6.8	6.4	5.2	5.9	5.3	5.3	120
125										6.7	6.8	6.3	6.1	5	5.7	5.1	5.1	125
130											6.3	5.9	5.8	4.8	5.4	4.9	4.9	130
135											5.8	5.7	5.3	4.6	5.1	4.7	4.6	135
140											5.4	5.3	5	4.4	4.7	4.5	4.4	140
145												4.9	4.7	4.2	4.3	4.3	4.2	145
150												4.5	4.4	4	3.9	4	4	150
155													4	3.9	3.6	3.7	3.6	155
160													3.7	3.7	3.3	3.3	3.3	160
165														3.4	2.9	3	3	165
170														3.2	2.6	2.7	2.6	170
175														2.9	2.3	2.4	2.3	175
180																2.1	2	180
185																1.8		185

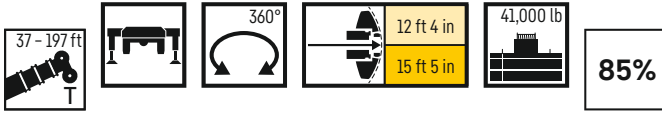
* ± 0° over rear - en arrière

maxt_271_001_00001_00 / 001_00301_00 / 001_00341_00

Lifting capacities

Forces de levage

T



	37 ft	50 ft	62 ft	74 ft	86 ft	98 ft	111 ft	123 ft	135 ft	147 ft	160 ft	172 ft	182 ft	184 ft	195 ft	197 ft	
10	130.4	130.4	130.4	105.9													10
11	130	130.2	127	105.9	80.6												11
12	126.3	125.5	120.4	105.8	80.6												12
13	119.6	118.2	113.3	104.8	80.6												13
14	113.5	112.3	107.8	102.7	80.6	67.3											14
15	107.8	106.8	101.8	98.5	80.6	66.9											15
16	102.7	101.7	96.8	93.5	80.4	66.4	54.2										16
17	98	97.8	92.9	89.4	79.8	65.7	53.8										17
18	93.6	94.1	89.6	86	79	64.8	53.3										18
19	89.6	90.2	86.5	82.9	78.1	64	52.8	42.5									19
20	85.5	86.7	83.5	80	76.9	63.2	52.3	42.5									20
22	78	79.2	78	76.2	73.4	61.6	51.1	42.2	33.6								22
24	70.9	72.2	72	71.7	68.8	60	50	41.9	33.5	24.1							24
26	64.6	66	66.7	66.6	64.8	58.4	48.9	41.7	33.4	25.7							26
28	59	60.3	61.1	61.2	60.5	56.7	47.8	41.3	33.2	25.5	20.3						28
30	53.9	55.4	56.2	56.3	56	54.7	46.7	40.9	32.9	25.2	20.1	13.9					30
32		51.5	51.8	52	51.6	51.8	45.6	40.2	32.1	24.8	19.9	16.1	10.9	11.7			32
34		47.6	47.9	48	48.6	48.6	44.6	39	31.3	24.3	19.6	15.9	10.8	11.7	9.3		34
36		44.2	44.5	44.6	45.5	45.1	43	37.7	30.5	23.9	19.3	15.8	10.8	11.6	9.3	9.1	36
38		41.1	41.5	42.2	42.5	42.1	41.3	36.3	29.8	23.3	19	15.6	10.7	11.5	9.3	9.1	38
40		38.4	39.4	39.8	39.7	39.3	38.7	35	29	22.8	18.7	15.4	10.6	11.4	9.3	9.1	40
45			33.4	33.8	33.6	33.2	32.5	31.3	27.3	21.1	17.7	14.8	10.4	11.2	9.2	9	45
50			28.5	28.9	28.7	28.3	27.7	26.9	25.7	19.5	16.6	13.9	10.1	10.8	9	8.9	50
55			24.6	24.9	24.8	24.4	23.7	24	23.6	17.9	15.5	12.4	9.7	10.5	8.9	8.7	55
60				21.8	21.6	21.1	21.6	21.3	20.5	16.5	14.5	11.7	9.2	10	8.7	8.5	60
65				19	18.9	18.8	19.2	18.5	17.8	15.3	13.5	11.1	8.8	9.6	8.4	8.3	65
70					16.6	17.4	16.9	16.2	15.5	14.1	12.6	10.4	8.4	9.1	8.1	8	70
75					15.3	15.4	14.9	14.2	13.5	13.4	11.7	9.8	8	8.7	7.7	7.7	75
80						13.7	13.2	12.5	12.5	12.3	10.8	9.3	7.6	8.4	7.4	7.4	80
85						12.3	11.8	11.2	11.5	10.8	9.9	8.9	7.3	8	7.1	7.1	85
90						11	10.5	10.7	10.2	9.6	9.3	8.4	6.9	7.7	6.8	6.8	90
95							9.5	9.7	9.2	8.7	8.8	8	6.6	7.4	6.5	6.5	95
100								9.2	8.9	8.4	8.3	7.9	7.4	6.3	7.1	6.3	100
105									8.2	7.6	7.7	7.2	7.1	6	6.8	6	105
110									7.5	7.3	7.1	6.9	6.5	5.7	6.3	5.8	110
115									6.9	6.9	6.5	6.4	6.2	5.5	5.7	5.5	115
120										6.4	6	5.8	5.6	5.2	5.1	5.2	120
125										5.9	5.8	5.3	5.1	5	4.6	4.7	125
130											5.3	5	4.7	4.7	4.2	4.2	130
135											4.9	4.6	4.2	4.3	3.7	3.8	135
140											4.5	4.2	3.8	3.9	3.3	3.4	140
145												3.8	3.5	3.5	3	3	145
150												3.5	3.1	3.2	2.5	2.6	150
155													2.7	2.8	2.2	2.3	155
160													2.4	2.4	1.8	1.9	160
165														2.1			165
170														1.8			170

maxt_271_001_00309_01 / 271_001_00349_01

Lifting capacities

Forces de levage

T



	37 ft	50 ft	62 ft	74 ft	86 ft	98 ft	103 ft	111 ft	117 ft	123 ft	129 ft	135 ft	142 ft	147 ft	156 ft	160 ft	168 ft	172 ft	182 ft	184 ft	195 ft	197 ft	
10	130.4	130.4	130.4	105.9																			10
11	127.9	129.8	127	105.9	80.6																		11
12	122.5	122.5	120.4	105.8	80.6																		12
13	115.9	115.9	113.3	104.8	80.6																		13
14	109.9	110.1	107.8	102.7	80.6	67.3																	14
15	104.3	105	101.8	98.5	80.6	66.9	27.7																15
16	98.6	99.4	96.8	93.5	80.4	66.4	27.7	54.2															16
17	93.3	94	92.9	89.4	79.8	65.7	27.7	53.8															17
18	88	88.8	88.8	86	79	64.8	27.6	53.3															18
19	82.9	83.9	84.1	82.6	77.9	64	27.1	52.8	23.4	42.5													19
20	78.2	79.6	79.4	79	75.8	63.2	26.6	52.3	22.9	42.5													20
22	69.5	71	71.9	71.8	67.6	61.6	25.4	51.1	21.9	42.2	21	33.6											22
24	62	63.6	64.6	64.1	61.7	58.9	24.2	50	20.9	41.9	20.3	33.5	18.6	24.1									24
26	55.8	58	58.3	57.7	56.4	53.3	23.1	48.7	20	41.7	19.6	33.4	18.2	25.7	14								26
28	50.1	52.5	52.8	53.2	51.4	48.6	22	45.7	19.1	41.3	18.9	33.2	17.7	25.5	14	20.3							28
30	45	47.4	48.7	49.1	47.1	44.5	21.1	41.9	18.3	39.1	18.2	32.9	17.1	25.2	14	20.1	12.7	13.9					30
32		43	44.3	44.8	43.3	41.1	20.2	38.6	17.5	36.5	17.5	32.1	16.6	24.8	13.9	19.9	12.6	16.1	10.9	11.7			32
34		39.2	40.4	40.9	39.9	37.9	19.4	35.6	16.7	34.2	16.8	31.3	16.1	24.3	13.9	19.6	12.5	15.9	10.8	11.7	9.3		34
36		35.7	37.1	37.5	37.1	35.1	18.7	33.1	16	31.7	16.2	30.5	15.6	23.9	13.6	19.3	12.4	15.8	10.8	11.6	9.3	9.1	36
38		32.6	34	34.4	34.3	32.7	17.9	30.9	15.4	30.4	15.6	28.6	15.1	23.3	13.3	19	12.2	15.6	10.7	11.5	9.3	9.1	38
40		29.9	31.2	31.7	31.6	30.4	17.3	28.8	14.8	28.6	15.1	26.6	14.6	22.8	13	18.7	12.1	15.4	10.6	11.4	9.3	9.1	40
45			25.7	26.1	26	25.4	15.8	25.8	13.4	24.2	13.8	22.5	13.5	20.9	12.2	17.7	11.5	14.8	10.4	11.2	9.2	9	45
50			21.5	21.8	21.7	22.6	14.5	22.1	12.2	20.6	12.7	19.1	12.5	17.7	11.5	16.6	10.9	13.9	10.1	10.8	9	8.9	50
55			18.2	18.5	19.4	19.2	13.3	18.6	11.1	17.7	11.7	16.6	11.6	16.3	10.8	14.9	10.4	12.4	9.7	10.5	8.9	8.7	55
60				16.1	16.6	16.3	12.3	15.7	10.3	15	10.8	15.2	10.7	14.2	10.2	12.9	9.8	11.7	9.2	10	8.7	8.5	60
65				14.2	14.2	14	11.4	13.3	9.5	13.7	10.1	12.9	10	12.1	9.6	11.8	9.3	10.9	8.8	9.6	8.4	8.3	65
70					12.3	12	10.7	12.3	8.8	11.8	9.4	11.1	9.3	11	9.1	10.3	8.8	9.7	8.4	9.1	8.1	8	70
75					10.6	10.7	10	10.7	8.3	10.1	8.8	10	8.7	9.4	8.7	9.2	8.3	8.8	8	8.4	7.7	7.7	75
80						9.6	9.5	9.3	7.8	9	8.4	8.9	8.2	8.7	8.2	8.3	7.9	8	7.6	7.4	7.2	7.1	80
85						8.6	8.7	8.3	7.4	8.3	7.9	7.9	7.7	7.7	7.8	7.4	7.4	7	7	6.4	6.5	6.4	85
90						7.8	7.8	7.5	7	7.5	7.5	7.1	7.2	6.9	7	6.5	6.6	6.1	6.1	5.6	5.6	5.5	90
95							7.1	6.8	6.6	6.7	6.8	6.3	6.4	6.1	6.2	5.7	5.8	5.4	5.4	4.8	4.8	4.7	95
100								6.1	6.2	6	6.1	5.7	5.7	5.4	5.5	5.1	5.1	4.7	4.7	4.2	4.2	4.1	100
105									5.5	5.4	5.5	5.1	5.1	4.8	4.9	4.5	4.5	4.1	4.1	3.5	3.6	3.5	105
110									5	4.9	5	4.5	4.6	4.3	4.4	3.9	4	3.5	3.6	3	3	2.9	110
115										4.4	4.5	4	4.1	3.8	3.9	3.4	3.5	3.1	3.1	2.5	2.5	2.4	115
120											4	3.6	3.7	3.4	3.5	3	3.1	2.6	2.7	2	2	1.9	120
125												3.2	3.3	3	3.1	2.5	2.7	2.2	2.3				125
130													2.9	2.5	2.7	2.1	2.2		1.8				130
135														2.1	2.3		1.8						135
140														1.8	1.9								140

maxt_271_001_00320_00/271_001_00360_00

Lifting capacities

Forces de levage

T



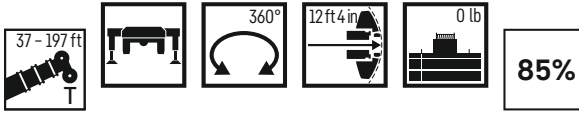
	37 ft	50 ft	62 ft	74 ft	86 ft	98 ft	103 ft	111 ft	117 ft	123 ft	129 ft	135 ft	142 ft	147 ft	156 ft	160 ft	168 ft	172 ft	182 ft	184 ft	195 ft	197 ft			
10	130.4	130.4	130.4	105.9																			10		
11	127.5	129	127	105.9	80.6																			11	
12	121.8	121.8	120.4	105.8	80.6																			12	
13	115.2	115.3	113.3	104.8	80.6																			13	
14	109.1	109.3	107.8	102.7	80.6	67.3																		14	
15	103.2	104	101.8	98.5	80.6	66.9	27.7																	15	
16	97.5	98.4	96.8	93.5	80.4	66.4	27.7	54.2																16	
17	92	92.8	92.4	89.4	79.8	65.7	27.7	53.8																17	
18	86.4	87.3	87.6	85.8	79	64.8	27.6	53.3																18	
19	81.2	82.6	82.6	80.8	77.3	64	27.1	52.8	23.4	42.5														19	
20	76.4	78	77.9	77.5	72.6	63.2	26.6	52.3	22.9	42.5														20	
22	67.6	69.3	70.1	68.5	64.2	61.5	25.4	51.1	21.9	42.2	21	33.6												22	
24	60.3	62.1	62.9	60.9	59.4	55.9	24.2	50	20.9	41.9	20.3	33.5	18.6	24.1										24	
26	54	56.2	56.6	56	53.6	50.6	23.1	47.4	20	41.7	19.6	33.4	18.2	25.7	14									26	
28	48.1	50.5	51.8	51.2	48.8	46	22	43.3	19.1	40.1	18.9	33.2	17.7	25.5	14	20.3								28	
30	43.1	45.5	46.8	46.7	44.6	42.1	21.1	39.6	18.3	37.6	18.2	32.9	17.1	25.2	14	20.1	12.7	13.9						30	
32		41.2	42.5	42.8	41	38.8	20.2	36.4	17.5	34.8	17.5	32.1	16.6	24.8	13.9	19.9	12.6	16.1	10.9	11.7				32	
34		37.3	38.6	39.2	37.8	35.8	19.4	33.7	16.7	32.4	16.8	31.1	16.1	24.3	13.9	19.6	12.5	15.9	10.8	11.7	9.3			34	
36		33.8	35.2	35.7	35	33	18.7	31.2	16	30.7	16.2	28.7	15.6	23.9	13.6	19.3	12.4	15.8	10.8	11.6	9.3	9.1		36	
38		30.9	32.2	32.7	32.4	30.6	17.9	29.5	15.4	28.6	15.6	26.6	15.1	23.3	13.3	19	12.2	15.6	10.7	11.5	9.3	9.1		38	
40		28.3	29.6	30	29.9	28.3	17.3	28.1	14.8	26.6	15.1	24.7	14.6	22.6	13	18.7	12.1	15.4	10.6	11.4	9.3	9.1		40	
45			24.3	24.7	24.6	25.1	15.8	24	13.4	22.4	13.8	20.7	13.5	19.2	12.2	17.7	11.5	14.8	10.4	11.2	9.2	9		45	
50			20.2	20.6	21.2	21.3	14.5	20.5	12.2	19	12.7	17.7	12.5	17.3	11.5	16	10.9	13.9	10.1	10.8	9	8.9		50	
55			17	17.4	18.1	17.8	13.3	17.1	11.1	16.4	11.7	16.4	11.6	15.2	10.8	13.8	10.4	12.4	9.7	10.5	8.9	8.7		55	
60				15.2	15.3	15	12.3	14.4	10.3	14.6	10.8	13.8	10.7	12.9	10.2	12.7	9.8	11.5	9.2	10	8.7	8.5		60	
65				13	13	12.7	11.4	13	9.5	12.5	10.1	11.8	10	11.6	9.6	11	9.3	10.2	8.8	9.6	8.4	8.3		65	
70					11.1	11.4	10.7	11.2	8.8	10.6	9.4	10.5	9.3	10	9.1	9.7	8.8	9.3	8.4	8.7	8	8		70	
75					9.6	10	10	9.6	8.3	9.6	8.8	9.2	8.7	9	8.7	8.6	8.3	8.2	8	7.6	7.5	7.4		75	
80						8.8	8.9	8.5	7.8	8.5	8.4	8.1	8.1	7.9	8	7.5	7.5	7.1	7.1	6.5	6.5	6.5		80	
85						7.8	7.9	7.6	7.4	7.5	7.6	7.2	7.3	6.9	7.1	6.5	6.6	6.2	6.2	5.6	5.6	5.5		85	
90						7	7.1	6.8	6.8	6.7	6.8	6.3	6.4	6.1	6.2	5.7	5.8	5.3	5.4	4.8	4.8	4.7		90	
95							6.4	6	6.1	6	6	5.6	5.7	5.4	5.5	5	5.1	4.6	4.6	4.1	4.1	4		95	
100								5.4	5.4	5.3	5.4	5	5.1	4.7	4.9	4.4	4.4	4	4	3.4	3.4	3.3		100	
105									4.9	4.7	4.8	4.4	4.5	4.2	4.3	3.8	3.9	3.4	3.5	2.8	2.8	2.7		105	
110										4.4	4.3	4.3	3.9	4	3.7	3.8	3.3	3.4	2.9	3	2.2	2.3	2.1		110
115											3.8	3.9	3.4	3.5	3.2	3.3	2.8	2.9	2.5	2.5					115
120												3.5	3	3.1	2.8	2.9	2.4	2.5	2	2					120
125													2.6	2.7	2.3	2.5	1.9	2.1							125
130															2.3	1.9	2.1								130

maxt_271_001_00321.00 / 271_001_00361.00

Lifting capacities

Forces de levage

T








	37 ft	50 ft	62 ft	74 ft	86 ft	98 ft	103 ft	111 ft	117 ft	123 ft	129 ft	135 ft	142 ft	147 ft	156 ft	160 ft	168 ft	172 ft	182 ft	184 ft	195 ft	197 ft	
10	130.4	130.4	130.2	105.9																			10
11	125.7	125.8	125.3	105.9	80.6																		11
12	118.3	118.4	117.7	105.6	80.6																		12
13	110.7	110.9	110.1	102.4	80.6																		13
14	103.3	103.5	102.3	93.2	80.2	67.3																	14
15	95.7	96.6	92.7	84.2	77.1	66.9	27.7																15
16	88.7	89.7	83.8	77.9	72.4	64.5	27.7	54.2															16
17	81.9	82.6	77.8	72.4	66.8	63.8	27.7	53.8															17
18	76	76.4	72.1	66.8	62.8	59.5	27.6	52.7	24.6														18
19	70.8	70.4	66.6	63.1	59.7	55.4	27.1	50.4	24.2	42.5													19
20	65.6	65.4	62.9	59.6	55.8	51.9	26.6	47.6	23.6	42.4													20
22	56.1	56.9	55	52.2	48.9	45.1	25.4	41.7	22.5	39	21	33.6											22
24	47.9	49.6	48.1	45.6	42.7	39.9	24.2	37.8	21.5	35.6	20.3	32.1	18.6	24.1									24
26	41.3	43.1	42.2	40.3	37.8	36.1	23.1	34.7	20.5	31.9	19.6	29.1	18.2	25.2	14								26
28	35.9	37.9	37.3	35.8	33.8	33.4	22	31.2	19.6	28.5	18.9	25.9	17.7	23.4	14	20.3							28
30	30.7	33.6	33.3	32.1	31.1	30.2	21.1	28	18.7	25.7	18.2	23.9	17.1	22.5	14	19.9	12.7	13.9					30
32		29.6	30	28.9	28.9	27.3	20.2	25.1	17.9	23.1	17.5	22.5	16.6	20.4	13.9	18.4	12.6	16.1	10.9	11.7			32
34		26	26.9	26.3	26	24.6	19.4	22.7	17.2	22.1	16.8	20.5	16.1	18.9	13.9	17.4	12.5	15.5	10.8	11.7	9.3		34
36		23	24.2	24.5	23.6	22.3	18.7	21	16.4	20.4	16.2	18.7	15.6	17.7	13.6	16.3	12.4	14.5	10.8	11.6	9.3	9.1	36
38		20.1	21.7	22.3	21.5	20.4	17.9	19.9	15.8	18.6	15.6	17.6	15.1	16.4	13.3	15.6	12.2	13.4	10.7	11.5	9.3	9.1	38
40		17.6	19.2	20.3	19.7	18.6	17.3	18.4	15.1	17.1	15.1	16.5	14.6	15.7	13	14.3	12.1	12.8	10.6	11.4	9.3	9.1	40
45			14.3	15.6	15.7	16	15.7	15.1	13.7	14.6	13.8	13.7	13.5	12.8	12.2	11.9	11.5	10.9	10.2	9.8	9.1	8.9	45
50			10.9	12.1	12.4	12.7	12.9	12.4	12.5	12.1	12.1	11.3	11.2	10.6	10.6	9.7	9.7	8.8	8.7	7.8	7.6	7.5	50
55			8.6	9.5	9.7	10.1	10.2	9.8	10	9.7	9.9	9.2	9.3	8.7	8.8	8	7.9	7.1	7.1	6.2	6.1	5.9	55
60				7.8	8	8.3	8.4	8.1	8.2	8	8.1	7.6	7.7	7.2	7.3	6.5	6.5	5.8	5.7	4.8	4.8	4.6	60
65				6.5	6.7	7	7.1	6.8	6.9	6.7	6.8	6.3	6.4	6	6.1	5.3	5.3	4.6	4.5	3.7	3.7	3.6	65
70					5.6	5.9	6	5.7	5.8	5.6	5.7	5.2	5.3	4.9	5	4.3	4.3	3.6	3.6	2.8	2.7	2.6	70
75					4.7	5	5.1	4.8	4.9	4.7	4.8	4.3	4.4	4	4.1	3.4	3.4	2.8	2.7				75
80						4.2	4.3	4	4.1	3.9	4	3.6	3.7	3.2	3.3	2.6	2.7	1.9	1.9				80
85						3.6	3.7	3.4	3.5	3.3	3.4	2.9	3	2.5	2.7	1.8	1.9						85
90						3	3.1	2.8	2.9	2.7	2.8	2.3	2.4	1.8	2								90
95							2.5	2.2	2.3	2.2	2.3	1.8											95
100									1.8		1.8												100



maxt_271_001_00368_00

Lifting capacities

Forces de levage






T



37 - 62 ft    0°  15 ft 5 in  16,300 lb **85%**

	37 ft	50 ft	62 ft	
10	35.5	35.1	32.3	10
11	31.5	32.3	30.4	11
12	28.2	29.9	28.3	12
13	25.3	27.6	26.4	13
14	22.8	25.2	24.7	14
15	20.6	22.9	23.2	15
16	18.7	21.1	21.8	16
17	16.9	19.3	20.4	17
18	15.4	17.7	19.1	18
19	14	16.3	17.7	19
20	12.8	15.1	16.4	20
22	10.6	12.9	14.1	22
24	8.8	11	12.3	24
26	7.2	9.4	10.7	26
28	5.8	8	9.3	28
30	4.5	6.8	8.1	30
32		5.8	7	32
34		4.8	6.1	34
36		3.7	5.3	36
38		2.7	4.5	38
40		2	3.6	40
45			1.8	45

0° = over rear - en arrière

t_271.001_60121_00_000 / 70121_00_000

37 - 62 ft    0°  12 ft 4 in  16,300 lb **85%**

	37 ft	50 ft	62 ft	
10	32.3	32.8	30.7	10
11	28.7	30.2	28.4	11
12	25.5	27.8	26.4	12
13	22.8	25.2	24.6	13
14	20.5	22.9	23	14
15	18.5	20.8	21.5	15
16	16.6	19	20.1	16
17	15	17.4	18.7	17
18	13.6	15.9	17.2	18
19	12.3	14.6	15.9	19
20	11.1	13.4	14.7	20
22	9.1	11.4	12.6	22
24	7.4	9.6	10.9	24
26	5.8	8.1	9.4	26
28	4.1	6.8	8.1	28
30	2.8	5.7	6.9	30
32		4.5	6	32
34		3.3	5.1	34
36		2.4	4.1	36
38			3.2	38
40			2.3	40

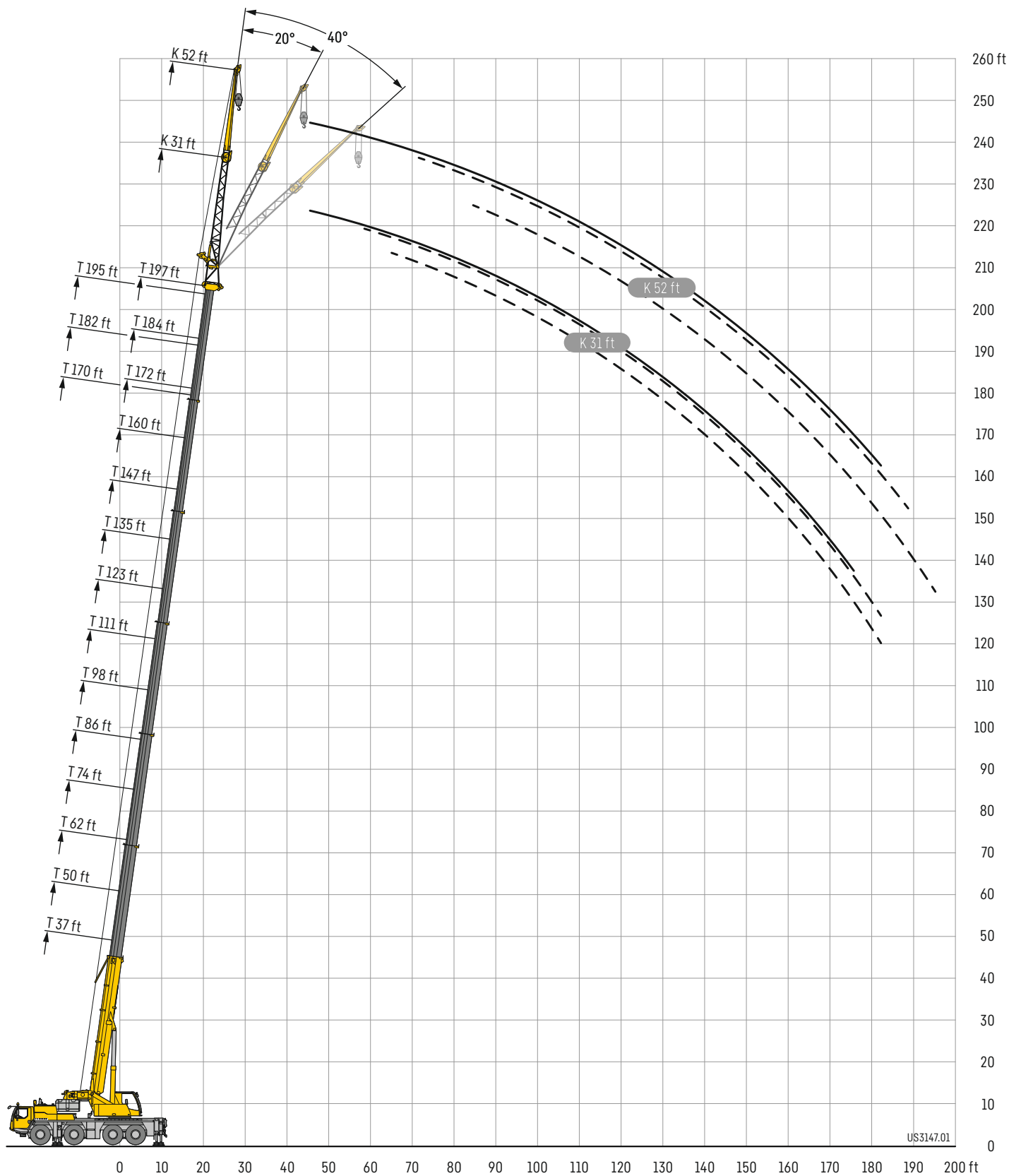
0° = over rear - en arrière

t_271.001_60161_00_000 / 70161_00_000

Lifting heights

Hauteurs de levage

TK/TNZK

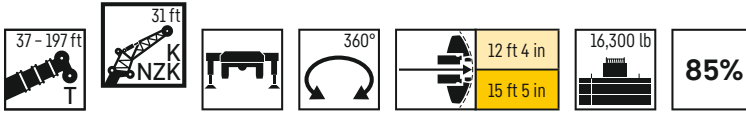


US3147.01

Lifting capacities

Forces de levage

TK/TNZK



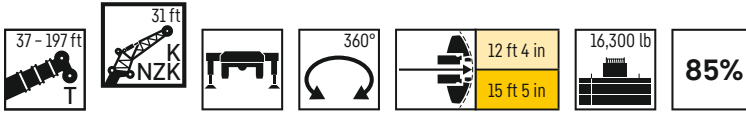
	37 ft			50 ft			62 ft			74 ft			86 ft			98 ft			111 ft			123 ft			
	31 ft																								
	0°	20°	40°	0°	20°	40°	0°	20°	40°	0°	20°	40°	0°	20°	40°	0°	20°	40°	0°	20°	40°	0°	20°	40°	
12	27.7			27.7			27.7			27.7			27.7												12
13	27.7			27.7			27.7			27.7			27.7												13
14	27.7	23.1		27.7			27.7			27.7			27.7		26.3										14
15	27.7	22.6		27.7			27.7			27.7			27.7		26.3		24.6								15
16	27.7	22.1		27.7			27.7			27.7			27.7		26.3		24.7								16
17	27.7	21.6		27.7			27.7			27.7			27.6		26.3		24.7								17
18	27.7	21.1		27.7	21.1		27.7			27.7			27.5		26.2		24.8			22.5					18
19	27.7	20.7		27.7	20.7		27.7	20.8		27.7			27.2		26		24.8			22.6					19
20	27.5	20.1		27.7	20.3		27.7	20.4		27			27		25.9		24.7			22.6					20
22	26.3	18.8	12.8	27.4	19.5		27.3	19.8		26.5	19.9		26.5	19.9	25.5		24.5			22.7			19.9		22
24	24.2	17.7	12.3	26.3	18.5	12.4	26.6	19.2		26	19.4		25.1	19.3		24.2			22.6			19.9			24
26	22.2	16.7	11.8	25	17.6	12	25.8	18.4		25.4	18.9		24.7	18.9		23.9			22.4			19.9			26
28	20.5	15.8	11.4	23.5	16.8	11.7	24.8	17.6	11.9	24.9	18.2	12.1	24.3	18.5		23.6	18.5		22.2	18.1		19.9			28
30	19	15	11	21.9	16	11.3	23.8	16.9	11.6	24.2	17.5	11.8	23.8	18	11.9	23.2	18.1		21.9	17.9		19.8			30
32	17.4	14.3	10.6	20.3	15.3	11	22.8	16.2	11.3	23.5	16.9	11.5	23.3	17.4	11.7	22.8	17.7		21.6	17.5		19.6	16.8		32
34	16	13.5	10.3	18.9	14.7	10.7	21.6	15.6	11	22.7	16.3	11.2	22.8	16.9	11.4	22.3	17.3	11.6	21.3	17.2		19.3	16.6		34
36	14.9	13	10	17.8	14.1	10.4	20.3	15	10.8	21.9	15.7	11	22.2	16.3	11.2	21.9	16.8	11.3	20.9	16.9	11.4	19.1	16.3		36
38	13.9	12.4	9.8	16.7	13.5	10.2	19.1	14.5	10.5	21	15.2	10.8	21.6	15.8	11	21.5	16.3	11.1	20.6	16.6	11.3	18.9	16.1	11.2	38
40	12.9	11.9	9.5	15.6	13	9.9	18	14	10.3	20	14.7	10.6	21	15.3	10.8	21	15.9	10.9	20.3	16.2	11.1	18.7	15.8	11.1	40
45	11.1	10.8	9.1	13.5	11.9	9.4	15.8	12.9	9.8	17.7	13.6	10.1	19.3	14.3	10.3	19.9	14.8	10.5	19.5	15.2	10.6	18.1	15.2	10.7	45
50	9.7	9.9	8.8	11.8	10.9	9.1	13.8	11.9	9.4	15.8	12.7	9.7	17.3	13.4	9.9	18.6	13.9	10.1	18.7	14.3	10.3	17.5	14.5	10.3	50
55	8.6	9.2	8.7	10.4	10.2	8.9	12.3	11.1	9.1	14.1	11.9	9.3	15.6	12.6	9.6	17	13.1	9.8	17.8	13.5	9.9	17	13.7	10	55
60	7.7	8.9		9.4	9.6	8.7	11.1	10.4	8.9	12.7	11.2	9.1	14.2	11.8	9.3	15.4	12.4	9.5	16.5	12.9	9.6	16.4	13	9.7	60
65				8.5	9.2	8.7	10	9.8	8.7	11.5	10.6	8.9	12.9	11.2	9.1	14.2	11.8	9.3	15.2	12.2	9.4	15.6	12.4	9.5	65
70				7.9	8.9		9.2	9.4	8.7	10.6	10	8.8	11.9	10.7	8.9	13.1	11.2	9.1	14.1	11.7	9.2	14.6	11.9	9.3	70
75							8.5	9.1	8.7	9.7	9.6	8.7	10.9	10.2	8.8	12.1	10.7	8.9	13.1	11.2	9	13.6	11.4	9.1	75
80							8	8.9		9	9.3	8.7	10.1	9.8	8.7	11.2	10.3	8.8	12.2	10.7	8.9	12.8	11	9	80
85							7.5	8.9		8.5	9	8.7	9.5	9.4	8.7	10.4	9.9	8.7	11.4	10.3	8.8	12	10.6	8.9	85
90										8	8.9	4.6	8.9	9.2	8.7	9.8	9.6	8.7	10.7	9.9	8.7	11.1	10.2	8.8	90
95										7.6	8.9		8.4	9	8.7	9.2	9.3	8.6	10	9.6	8.7	10.3	9.9	8.7	95
100													8	8.9	5	8.8	9.1	8.6	9.5	9.4	8.6	9.3	9.5	8.6	100
105													7.7	8.8		8.4	8.9	8.6	8.8	9.1	8.6	8.5	8.9	8.6	105
110													7.4			8	8.8	5.5	8.1	8.4	8.5	7.8	8.1	8.3	110
115																7.7	8.2		7.4	7.7	7.7	7.5	7.4	7.6	115
120																7.4	7.5		6.8	7	5.9	7.1	7.1	7.1	120
125																			6.3	6.4		6.5	6.7	6.8	125
130																			5.8	5.9		6	6.2	6	130
135																			5			5.5	5.7		135
140																						5.1	5.2		140
145																						4.7	4.8		145

t_271_002_01801_00_000 / 01841_00_000

Lifting capacities

Forces de levage

TK/TNZK



	135 ft			147 ft			160 ft			170 ft			172 ft			182 ft			184 ft			195 ft			197 ft			
	31 ft																											
	0°	20°	40°	0°	20°	40°	0°	20°	40°	0°	20°	40°	0°	20°	40°	0°	20°	40°	0°	20°	40°	0°	20°	40°	0°	20°*	40°*	
24	16.9																											24
26	17																											26
28	17																											28
30	17																											30
32	17																											32
34	16.9	11.3																										34
36	16.7	15.2																										36
38	16.6	15.1																										38
40	16.5	14.9																										40
45	16.1	14.4	10.6																									45
50	15.7	13.9	10.3	12.8	12.3	11.7	10.2	10.3	7.9	7	6.9																	50
55	15.3	13.4	10	12.4	12.1	11.4	10	9.9	9.9	6.8	6.7	6.6	8.2	8.2	8.2	6.4	6.2											55
60	14.6	12.9	9.7	11.8	11.6	11.1	9.6	9.6	9.5	6.6	6.5	6.4	8	8	8	6.3	6.2	6.2	6.7	6.6	6.7	5.7	5.6					60
65	13.6	12.4	9.5	11.2	10.9	10.8	9.2	9.1	9.1	6.4	6.2	6.2	7.8	7.7	7.7	6.1	6	6	6.6	6.4	6.5	5.6	5.6	5.7	5.5	5.5	5.6	65
70	12.6	11.9	9.3	10.5	10.3	10.2	8.8	8.7	8.7	6.1	6	5.9	7.6	7.5	7.4	5.9	5.8	5.8	6.4	6.2	6.3	5.5	5.5	5.6	5.4	5.4	5.5	70
75	11.7	11.3	9.1	9.9	9.7	9.7	8.4	8.3	8.4	5.9	5.8	5.7	7.3	7.2	7.2	5.8	5.6	5.6	6.2	6.1	6.1	5.4	5.4	5.4	5.3	5.3	5.3	75
80	10.9	10.7	9	9.3	9.1	9.2	8	8	8	5.7	5.5	5.5	7	6.9	6.9	5.6	5.4	5.4	6	5.9	5.9	5.3	5.2	5.2	5.2	5.2	5.2	80
85	10.1	10.1	8.9	8.8	8.7	8.8	7.6	7.6	7.7	5.4	5.3	5.3	6.7	6.7	6.6	5.3	5.2	5.2	5.8	5.7	5.7	5.1	5.1	5.1	5.1	5	5	85
90	9.5	9.5	8.8	8.3	8.3	8.4	7.3	7.3	7.3	5.2	5.1	5.1	6.4	6.4	6.4	5.1	5.1	5	5.6	5.5	5.5	4.9	4.9	4.9	4.9	4.9	4.9	90
95	9	8.9	8.7	7.9	7.9	8	6.9	6.9	7	4.9	4.9	4.9	6.1	6.1	6.1	4.9	4.9	4.9	5.4	5.3	5.4	4.8	4.8	4.8	4.7	4.7	4.7	95
100	8.6	8.4	8.5	7.4	7.5	7.6	6.6	6.6	6.7	4.7	4.7	4.8	5.8	5.9	5.9	4.7	4.7	4.7	5.2	5.2	5.2	4.6	4.6	4.6	4.5	4.5	4.6	100
105	8.3	8	8.1	7	7.1	7.2	6.3	6.3	6.4	4.4	4.5	4.5	5.6	5.6	5.7	4.5	4.5	4.5	5	5	5	4.4	4.4	4.5	4.3	4.4	4.4	105
110	7.7	7.7	7.6	6.6	6.7	6.8	6	6	6.1	4.2	4.3	4.3	5.3	5.4	5.4	4.2	4.3	4.4	4.8	4.8	4.8	4.2	4.2	4.3	4.2	4.2	4.3	110
115	7.1	7.4	7.4	6.3	6.4	6.5	5.7	5.7	5.8	4	4.1	4.1	5.1	5.1	5.2	4	4.1	4.2	4.6	4.7	4.6	4	4.1	4.1	4	4	4.1	115
120	6.5	6.8	6.9	5.9	6	6.1	5.4	5.5	5.5	3.7	3.8	3.9	4.9	4.9	5	3.8	3.9	4	4.4	4.5	4.4	3.8	3.9	3.9	3.8	3.9	3.9	120
125	5.9	6.2	6.3	5.4	5.7	5.8	5.1	5.2	5.2	3.5	3.6	3.7	4.6	4.7	4.8	3.7	3.7	3.8	4.2	4.3	4.2	3.6	3.7	3.8	3.6	3.7	3.8	125
130	5.4	5.6	5.8	4.9	5.2	5.3	4.8	4.9	5	3.3	3.4	3.5	4.4	4.5	4.5	3.5	3.5	3.6	4	4.1	4.1	3.5	3.5	3.6	3.5	3.5	3.6	130
135	4.9	5.1	5.2	4.8	4.7	4.8	4.5	4.6	4.7	3.2	3.2	3.3	4.2	4.3	4.3	3.3	3.4	3.4	3.8	4	3.9	3.3	3.4	3.4	3.3	3.4	3.4	135
140	4.5	4.7	4.7	4.6	4.5	4.6	4.1	4.3	4.5	3	3.1	3.1	4	4.1	4.1	3.1	3.2	3.3	3.7	3.8	3.7	3.2	3.2	3.3	3.2	3.2	3.3	140
145	4.3	4.3		4.3	4.4	4.5	4	3.9	4	2.8	2.9	2.9	3.8	3.9	3.9	3	3	3.1	3.5	3.6	3.6	3	3.1	3.1	3	3.1	3.1	145
150	4.2	4.2		3.9	4.1	4.1	3.8	3.8	3.9	2.6	2.7	2.7	3.6	3.6	3.7	2.8	2.9	2.9	3.4	3.5	3.4	2.9	2.9	3	2.9	2.9	3	150
155	4.1	4.2		3.6	3.7	3.7	3.6	3.7	3.7	2.5	2.5	2.6	3.4	3.4	3.5	2.7	2.7	2.8	3.2	3.3	3.3	2.7	2.8	2.8	2.7	2.8	2.8	155
160				3.5	3.5		3.2	3.4	3.5	2.3	2.4	2.4	3.1	3.3	3.3	2.5	2.6	2.6	2.9	3.2	3.1	2.6	2.7	2.7	2.6	2.7	2.7	160
165				3.4	3.4		3	3.1	3.1	2.2	2.3	2.3	2.8	3	3.1	2.4	2.4	2.5	2.5	2.9	2.8	2.5	2.5	2.6	2.4	2.5	2.6	165
170				3.2	3.2		2.9	2.9		2.1	2.1	2.1	2.7	2.7	2.8	2.3	2.3	2.3	2.2	2.5	2.4	2.2	2.4	2.5	2.1	2.3	2.4	170
175							2.8	2.8		1.9	2	2	2.4	2.6	2.6	2.1	2.2	2.2	1.9	2.2	2.1	1.9	2.1	2.2	1.8	2	2.1	175
180							2.5	2.5		1.8	1.9		2.1	2.3		2	2.1	2.1	1.6	1.8	1.7	1.6	1.8	1.9	1.5	1.7	1.8	180
185										1.7	1.7		1.8	2		1.8	1.9	2		1.5	1.4					1.4	1.5	185
190										1.7	1.7		1.6	1.7		1.6	1.7											190
195													1.3															195

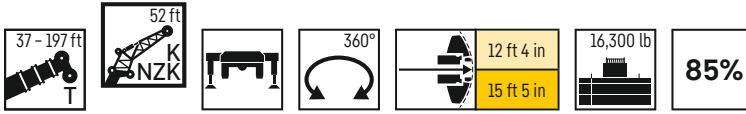
* only possible in TNZK mode - uniquement possible en cas de fonctionnement de la pointe pliante hydraulique de la flèche télescopique (TNZK)

t_271_002_01801_00_000 / 01841_00_000

Lifting capacities

Forces de levage

TK/TNZK



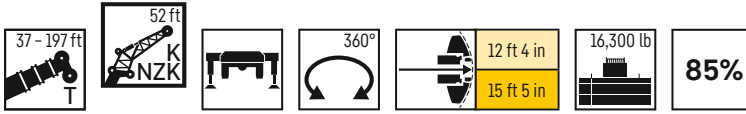
	37 ft			50 ft			62 ft			74 ft			86 ft			98 ft			111 ft			123 ft			
	52 ft																								
	0°	20°	40°	0°	20°	40°	0°	20°	40°	0°	20°	40°	0°	20°	40°	0°	20°	40°	0°	20°	40°	0°	20°	40°	
12	13.6			12.8			12.2																		12
13	13.4			12.7			12.2																		13
14	13.2			12.6			12.2			11.7															14
15	13			12.4			12.1			11.7															15
16	12.9			12.3			12			11.7			11.2												16
17	12.7			12.2			11.9			11.6			11.3												17
18	12.5			12			11.8			11.5			11.2			10.9									18
19	12.3			11.9			11.7			11.5			11.2			10.9									19
20	12.1			11.8			11.6			11.4			11.1			10.9				10.3					20
22	11.7			11.5			11.4			11.2			11			10.8				10.4					22
24	11.2			11.2			11.1			11			10.8			10.7				10.3			9.5		24
26	10.8	8.4		10.8			10.9			10.8			10.7			10.5				10.1			9.5		26
28	10.3	8.1		10.5	8.1		10.6			10.6			10.5			10.3				10			9.4		28
30	9.9	7.8		10.1	7.9		10.3	7.9		10.3			10.3			10.2				9.9			9.4		30
32	9.5	7.6		9.8	7.7		10	7.7		10.1	7.8		10			10				9.7	7.8		9.2		32
34	9.1	7.4		9.4	7.5		9.7	7.6		9.8	7.6		9.8	7.6		9.8				9.6			9.2		34
36	8.8	7.2		9.1	7.3		9.4	7.4		9.6	7.5		9.6	7.5		9.6				9.4			9.1		36
38	8.5	7	5.9	8.9	7.1		9.2	7.2		9.4	7.3		9.4	7.3		9.4	7.4			9.3	7.4		9		38
40	8.2	6.8	5.8	8.6	7	5.8	8.9	7.1		9.2	7.2		9.3	7.2		9.3	7.3			9.2	7.3		8.9		40
45	7.5	6.4	5.6	8	6.6	5.6	8.4	6.7	5.6	8.6	6.8	5.6	8.8	6.9		8.9	7			8.9	7		8.6	6.9	45
50	6.7	6.1	5.3	7.4	6.2	5.4	7.8	6.4	5.4	8.1	6.5	5.5	8.4	6.6	5.5	8.5	6.7	5.5	8.5	6.7		8.3	6.7		50
55	6	5.8	5.1	6.8	6	5.2	7.3	6.1	5.3	7.7	6.3	5.3	8	6.4	5.4	8.1	6.5	5.4	8.2	6.5	5.4	8.1	6.5	5.4	55
60	5.5	5.5	4.9	6.2	5.7	5	6.9	5.9	5.1	7.3	6	5.2	7.6	6.1	5.2	7.8	6.2	5.3	7.9	6.3	5.3	7.8	6.3	5.3	60
65	5	5.2	4.7	5.7	5.5	4.8	6.4	5.7	4.9	6.8	5.8	5.1	7.2	5.9	5.1	7.4	6	5.2	7.6	6.1	5.2	7.5	6.1	5.2	65
70	4.6	5	4.6	5.3	5.3	4.7	5.9	5.5	4.8	6.4	5.6	4.9	6.8	5.7	5	7.1	5.9	5	7.3	5.9	5.1	7.3	5.9	5.1	70
75	4.3	4.8	4.5	4.9	5.1	4.6	5.5	5.3	4.7	6	5.5	4.8	6.5	5.6	4.9	6.8	5.7	4.9	7	5.7	5	7	5.8	5	75
80	3.9	4.6		4.5	4.9	4.5	5.1	5.1	4.6	5.6	5.3	4.7	6.1	5.4	4.8	6.5	5.5	4.8	6.7	5.6	4.9	6.8	5.6	4.9	80
85				4.2	4.7	4.5	4.8	5	4.5	5.3	5.2	4.6	5.8	5.3	4.7	6.2	5.4	4.8	6.4	5.5	4.8	6.5	5.5	4.8	85
90				4	4.6		4.5	4.8	4.5	5	5	4.6	5.4	5.2	4.6	5.9	5.2	4.7	6.2	5.3	4.7	6.3	5.4	4.8	90
95				3.8			4.2	4.7	4.5	4.7	4.9	4.5	5.2	5	4.6	5.6	5.1	4.6	5.9	5.2	4.7	6.1	5.3	4.7	95
100							4	4.6	4.2	4.5	4.8	4.5	4.9	4.9	4.5	5.3	5	4.6	5.6	5.1	4.6	5.9	5.1	4.6	100
105							3.8	4.6		4.2	4.7	4.5	4.6	4.9	4.5	5	4.9	4.5	5.4	5	4.5	5.6	5.1	4.6	105
110										4.1	4.6	4.5	4.4	4.8	4.5	4.8	4.9	4.5	5.1	4.9	4.5	5.4	5	4.5	110
115										3.9	4.6		4.2	4.7	4.5	4.6	4.8	4.5	4.9	4.9	4.5	5.2	4.9	4.5	115
120													4.1	4.6	4.5	4.4	4.7	4.5	4.7	4.8	4.5	5	4.8	4.5	120
125													3.9	4.6		4.2	4.7	4.5	4.5	4.8	4.5	4.8	4.8	4.5	125
130													3.8			4.1	4.6	4.5	4.4	4.7	4.5	4.6	4.7	4.5	130
135																3.9	4.6		4.2	4.6	4.5	4.4	4.7	4.5	135
140																3.8	4.6		4.1	4.6	4.5	4.3	4.7	4.5	140
145																		3.9	4.6		4.2	4.6	4.5	145	
150																		3.8	4.6		4	4.5	4.5	150	
155																		3.8			3.9	4.5		155	
160																					3.8	4.2		160	
165																						3.7	3.8		165

t_271_002_02801_00_000 / 271_002_02841_00_000

Lifting capacities

Forces de levage

TK/TNZK



	135 ft			147 ft			160 ft			170 ft			172 ft			182 ft			184 ft			195 ft			197 ft			
	52 ft																											
	0°	20°	40°	0°	20°	40°	0°	20°	40°	0°	20°	40°	0°	20°	40°	0°	20°	40°	0°	20°	40°	0°	20°	40°	0°	20°*	40°*	
26	8.7																										26	
28	8.7																										28	
30	8.7			7.7																							30	
32	8.6			7.7																							32	
34	8.6			7.7			6.7																				34	
36	8.5			7.7			6.7																				36	
38	8.4			7.7			6.7		4.9			5.6															38	
40	8.4			7.6			6.7		4.9			5.7		4.5			4.7										40	
45	8.1	6.7		7.5			6.7		4.9			5.7		4.5			4.7				3.9			3.8			45	
50	8	6.6		7.4	6.3		6.6		4.9			5.7		4.5			4.7				3.9			3.7			50	
55	7.7	6.3		7.2	6.1		6.5	5.8		4.9		5.8		4.5			4.7				3.8			3.6			55	
60	7.5	6.2	5.2	7.1	6		6.4	5.7		4.8	4.7		5.7	5.2		4.4				4.7			3.8			3.6	60	
65	7.3	6	5.1	6.9	5.8	5	6.3	5.5		4.7	4.7		5.6	5.2		4.3		4.3	4.6	4.5		3.7			3.5		65	
70	7.1	5.8	5	6.7	5.7	5	6.2	5.4	4.8	4.7	4.7		5.6	5.1		4.3		4.3	4.6	4.5		3.7	3.9		3.5	3.7	70	
75	6.9	5.7	5	6.5	5.6	4.9	6.1	5.3	4.8	4.6	4.6	4.4	5.5	5	4.6	4.3		4.3	4.5	4.5		3.6	3.8		3.4	3.7	75	
80	6.7	5.6	4.9	6.4	5.5	4.8	6	5.2	4.7	4.6	4.5	4.4	5.4	4.9	4.6	4.2	4.2	4.3	4.5	4.5	4.3	3.6	3.8		3.4	3.6	80	
85	6.5	5.4	4.8	6.2	5.3	4.8	5.9	5.1	4.7	4.5	4.3	4.2	5.4	4.9	4.5	4.2	4.1	4.2	4.5	4.5	4.3	3.5	3.8	4	3.3	3.6	4	85
90	6.3	5.3	4.8	6.1	5.2	4.7	5.7	5	4.6	4.3	4.2	4.1	5.2	4.8	4.5	4.1	4	4.1	4.5	4.4	4.2	3.4	3.7	3.9	3.3	3.5	3.9	90
95	6.1	5.2	4.7	5.9	5.1	4.7	5.6	5	4.6	4.1	4.1	4	5.1	4.7	4.5	4	3.9	4	4.4	4.2	4.2	3.4	3.7	3.8	3.2	3.5	3.8	95
100	5.9	5.1	4.7	5.8	5.1	4.6	5.5	4.9	4.5	4	3.9	3.9	5	4.7	4.4	3.9	3.8	3.9	4.3	4.1	4	3.4	3.6	3.7	3.2	3.4	3.7	100
105	5.7	5	4.6	5.6	5	4.6	5.4	4.8	4.5	3.8	3.8	3.8	4.9	4.6	4.4	3.8	3.7	3.7	4.2	4	3.9	3.3	3.6	3.6	3.1	3.4	3.6	105
110	5.5	5	4.6	5.5	4.9	4.5	5.2	4.8	4.5	3.7	3.7	3.7	4.7	4.5	4.4	3.7	3.6	3.6	4	3.9	3.9	3.3	3.5	3.6	3.1	3.3	3.5	110
115	5.3	4.9	4.5	5.3	4.8	4.5	5.1	4.7	4.5	3.5	3.5	3.5	4.5	4.4	4.4	3.5	3.5	3.5	3.9	3.8	3.8	3.3	3.4	3.5	3	3.3	3.4	115
120	5.1	4.8	4.5	5.2	4.8	4.5	4.9	4.6	4.5	3.4	3.4	3.4	4.3	4.3	4.3	3.4	3.4	3.4	3.8	3.7	3.7	3.2	3.3	3.4	3	3.3	3.3	120
125	5	4.8	4.5	5	4.7	4.5	4.7	4.5	4.4	3.2	3.3	3.3	4.1	4.2	4.2	3.2	3.3	3.3	3.6	3.6	3.6	3.1	3.2	3.3	2.9	3.2	3.2	125
130	4.8	4.7	4.5	4.8	4.7	4.5	4.4	4.4	4.4	3	3.1	3.2	3.9	4	4.1	3.1	3.2	3.2	3.5	3.5	3.5	3	3.1	3.2	2.9	3.1	3.2	130
135	4.6	4.7	4.5	4.6	4.6	4.5	4.3	4.3	4.4	2.9	3	3.1	3.8	3.9	4	2.9	3.1	3.1	3.4	3.4	3.4	2.9	3	3.1	2.8	3	3.1	135
140	4.4	4.6	4.5	4.4	4.6	4.4	4	4.1	4.3	2.7	2.8	3	3.6	3.7	3.8	2.8	3	2.9	3.2	3.3	3.3	2.8	2.9	3	2.7	2.9	3	140
145	4.3	4.6	4.5	4	4.4	4.4	3.8	3.9	4.1	2.5	2.7	2.8	3.4	3.5	3.6	2.6	2.9	2.8	3.1	3.2	3.2	2.7	2.8	2.9	2.6	2.8	2.8	145
150	4.1	4.5	4.5	3.6	4	4.2	3.6	3.8	3.9	2.4	2.5	2.6	3.3	3.4	3.5	2.5	2.7	2.6	3	3.1	3.1	2.5	2.6	2.7	2.5	2.6	2.7	150
155	3.8	4.1	4.2	3.5	3.6	3.8	3.3	3.6	3.7	2.3	2.4	2.5	3.1	3.2	3.3	2.4	2.6	2.5	2.9	2.9	3	2.4	2.5	2.6	2.4	2.5	2.6	155
160	3.5	3.7	3.8	3.3	3.4	3.5	2.9	3.3	3.5	2.1	2.2	2.3	3	3.1	3.2	2.2	2.5	2.4	2.7	2.8	2.9	2.3	2.4	2.5	2.3	2.4	2.5	160
165	3.2	3.4	3.4	3.1	3.2	3.3	2.8	3	3.1	2	2.1	2.2	2.7	2.9	3	2.1	2.3	2.2	2.6	2.7	2.8	2.2	2.3	2.4	2.2	2.3	2.3	165
170	2.9	3.1		3	3	3.1	2.8	2.8	2.8	1.9	2	2	2.6	2.7	2.9	2	2.2	2.1	2.5	2.6	2.6	2.1	2.2	2.2	2.1	2.2	2.2	170
175	2.9	2.9		2.7	2.9	2.9	2.6	2.7	2.8	1.8	1.8	1.9	2.4	2.5	2.6	1.9	2.1	2	2.2	2.4	2.5	2	2	2.1	1.9	2.1	2.1	175
180	2.8			2.5	2.6		2.3	2.6	2.6	1.6	1.7	1.8	2.2	2.4	2.5	1.8	1.9	1.9	1.8	2.3	2.4	1.8	1.9	2	1.7	1.9	2	180
185				2.4	2.5		2.2	2.3	2.3	1.5	1.6	1.6	2	2.2	2.3	1.7	1.8	1.8	1.6	1.9	2.1	1.5	1.8	1.9	1.5	1.8	1.9	185
190				2.4			2.1	2.2		1.4	1.5	1.5	1.8	2	2	1.6	1.7	1.7		1.6	1.8		1.6	1.8		1.6	1.7	190
195							1.9	2.1			1.4	1.4	1.6	1.8	1.9	1.5	1.6	1.6		1.4	1.5		1.4	1.5			1.5	195
200							1.7	1.8					1.4	1.5				1.5	1.4									200


* only possible in TNZK mode - uniquement possible en cas de fonctionnement de la pointe pliante hydraulique de la flèche télescopique (TNZK)

t_271_002_02801_00_000 / 271_002_02841_00_000

Lifting heights

Hauteurs de levage

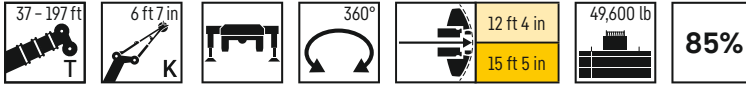
TK



Lifting capacities

Forces de levage

TK



	172 ft				182 ft				184 ft 6 ft 7 in				195 ft				197 ft				
	0°	20°	40°	60°	0°	20°	40°	60°	0°	20°	40°	60°	0°	20°	40°	60°	0°	20°	40°	60°	
34			12.9																		34
36			12.8	12.9			9.4				10.2										36
38			12.7	12.7			9.4	9.5			10.1	10.2			8.3						38
40			12.5	12.6			9.4	9.4			10	10.1			8.3				8.1		40
45			12.1	12.2			9.2	9.2			9.8	9.8			8.3	8.3			8	8.1	45
50			11.7	11.7			9	9			9.5	9.5			8.1	8.2			7.9	8	50
55			11.1	11.2			8.7	8.6			9.2	9.2			8	8			7.8	7.9	55
60			10.5	10.5			8.4	8.3			8.9	8.9			7.8	7.8			7.6	7.7	60
65			9.9	9.9			8	8			8.6	8.6			7.6	7.6			7.4	7.5	65
70			9.3	9.4			7.6	7.6			8.3	8.3			7.3	7.3			7.2	7.2	70
75			8.9	8.9			7.3	7.3			7.9	7.9			7	7			6.9	6.9	75
80			8.5	8.5			6.9	6.9			7.6	7.6			6.7	6.7			6.6	6.7	80
85			8.1	8.1			6.6	6.6			7.3	7.3			6.4	6.4			6.4	6.4	85
90			7.7	7.7			6.3	6.3			7	7			6.1	6.1			6.1	6.1	90
95			7.3	7.3			6	6			6.7	6.7			5.9	5.9			5.8	5.9	95
100		6.4	7	7			5.7	5.7			6.4	6.4			5.6	5.6			5.6	5.6	100
105		6.1	6.7	6.7			5.4	5.4			6.1	6.1			5.4	5.4			5.4	5.4	105
110		5.8	6.3	6.3			5.1	5.2			5.8	5.9			5.1	5.1			5.1	5.1	110
115		5.5	6	6			4.9	4.9			5.6	5.6			4.9	4.9			4.9	4.9	115
120		5.2	5.7	5.7			4.6	4.7			5.3	5.3			4.7	4.7			4.7	4.7	120
125		5	5.5	5.4			4.4	4.4			5.1	5.1			4.5	4.5			4.5	4.5	125
130		4.8	5.2	5.3			4.2	4.2			4.9	4.9			4.3	4.3			4.3	4.3	130
135		4.5	5	5			4	4			4.6	4.6			4.1	4.1			4.1	4.1	135
140		4.3	4.6	4.6			3.8	3.8			4.4	4.4			3.9	4			3.9	3.9	140
145		4.1	4.2	4.2			3.7	3.7			4	4			3.8	3.8			3.7	3.7	145
150		3.9	4	4			3.5	3.5			3.6	3.6			3.6	3.6			3.5	3.5	150
155		3.7	3.7	3.7			3.3	3.3			3.2	3.3			3.3	3.3			3.3	3.3	155
160		3.3	3.3	3.3			3.2	3.2			2.9	2.9			3	3			2.9	2.9	160
165		3	3	3			3	3			2.5	2.5			2.6	2.6			2.5	2.5	165
170		2.7	2.7	2.7			2.7	2.7			2.1	2.1			2.2	2.2			2.2	2.2	170
175							2.4	2.4			1.8	1.8			1.9	1.9			1.8	1.8	175
180							2.1	2.1													180

t.271_004_00601_00_000 / 00641_00_000

Equipment

Crane carrier

Frame	Liebherr designed and manufactured, box-type, torsion resistant design of hightensile fine grained structural steel.
Outriggers	4-point supporting system, hydraulically telescopic into horizontal and vertical direction. Operation with remote control, automatic support leveling, electronic inclination display.
Engine	6-cylinder Diesel, make Liebherr, watercooled, output 330 kW (449 h.p.), max. torque 1722 lb-ft. Exhaust emissions acc. to (EU) 2016/1628, EPA/CARB or ECE-R.96. Fuel reservoir: 145 gallons.
Transmission	ZF 12-speed gear box with automatic control system. ZF-intarder fitted directly to the gear. Two-stage transfer case with lockable transfer differential.
Axles	Low maintenance carrier axles, all 4 axles steered. Axle 2, 3 and 4 are equipped with planetary gears, all driven axles with transverse differential locks.
Cardan shaft	All cardan shafts with 70° diagonal tothing and maintenance free.
Suspension	All axles are hydro-pneumatically suspended with automatic leveling. Suspension hydraulically lockable.
Tyres	8 tyres, size: 445/95 R 25 (16.00 R 25).
Steering	2-circuit system with hydraulic servo steering. Active speed depending rear axle steering, special steering programs for various driving situations.
Brakes	Service brake: all-wheel servo-air brake, all axles are equipped with disc brakes, dual circuit. Hand brake: Spring-loaded, acting on all wheels of axles 2, 3 and 4. Additional brakes: exhaust flap brake, intarder in gearbox.
Driver's cab	Spacious corrosion resistant with comfort furnishings, mounted on rubber shock absorbers, safety glazing.
Electrical system	Modern data bus technique, 24 Volt DC.

Crane superstructure

Frame	Liebherr-manufactured, torsionally rigid steel construction made from high-tensile fine-grain steel. Triple-roller slewing rim.
Crane drive	Diesel-hydraulic with axial variable displacement pumps with automatic capacity control, 1 double gear pump, driven by the carrier Diesel engine, open regulated oil circuits with electrically controlled "load sensing", operation of 4 movements simultaneously.
Control	Electric "Load Sensing" control, simultaneous operation of 4 working motions, 2 self-centering hand control levers (joy-stick type).
Hoist gear	Axial piston fixed displacement motor, hoist drum with integrated planetary gear and spring-loaded static brake.
Luffing gear	1 differential ram with safety check valves.
Slewing gear	Axial piston fixed displacement motor, planetary gear, spring-loaded static brake. Slewing gear invertible from released to locked as a standard feature.
Crane cab	Large screen area, compound glass, comfort furnishing, cabin tilttable 20° to rear.
Safety devices	LICCON2 safe load indicator, test system hoist limit switch, safety valves to prevent pipe and hose ruptures.
Telescopic boom	1 base section and 6 telescopic sections. All telescopic sections hydraulically extendable independent of one another. Rapid-cycle telescoping system TELEMATIK. Boom length: 37 ft - 197 ft.
Counterweight	19,400 lb
Electrical system	Modern data bus technique, 24 Volt DC.

Additional equipment

K	Assembly jib 6 ft 7 in. Mechanical Adjustment 0°, 20°, 40°, 60°
K	Single folding jib, 31 ft. Double swing-away jib 31 ft - 52 ft. Mechanical adjustment 0°; 20°; 40°.
NZK	Single folding jib, 31 ft. Double swing-away jib 31 ft - 52 ft. Hydraulic adjustment 0° - 40°.
2nd hoist gear	For two-hook operation or for operation with swing-away jib if the hoist rope shall remain reeved.
Additional counterweight	30,200 lb for a total counterweight of 49,600 lb.
Tyres	8 tyres, size 525/80 R 25 (20.5 R 25).

Other items of equipment available on request.

Équipement

Châssis porteur

Cadre	Fabrication Liebherr, construction en caisson indéformable, en acier à haute résistance à grains fins.
Calage	Dispositif de calage horizontal et vertical en 4 points, entièrement déployable hydrauliquement. Utilisation avec commande à distance, mise à niveau automatique du calage, inclinomètre électronique.
Moteur	Moteur diesel, 6 cylindres, fabriqué par Liebherr, à refroidissement par eau, de 330 kW (449 ch), couple max. 1722 lb-ft. Emissions des gaz d'échappement conformes au directive (EU) 2016/1628, EPA/CARB ou ECE-R.96. Capacité du réservoir à carburant: 145 gallons.
Boîte de vitesse	Boîte de vitesses ZF à 12 rapports, mécanisme automatisé à commande. Ralentisseur hydrodynamique ZF directement accouplé à la boîte. Boîte de transfert à 2 étages avec blocage de différentiel.
Essieux	Essieux nécessitant peu d'entretien, les 4 essieux sont directeurs. Les essieux 2, 3 et 4 sont des essieux planétaires, tous les essieux moteurs avec différentiel transversal.
Arbres articulés	Tous les flasques de croisillons avec denture en croix 70° et sans entretien.
Suspension	Tous les essieux sont à suspension hydropneumatique avec mise à niveau automatique. Suspension blocable hydrauliquement.
Pneumatiques	8 pneus de taille: 445/95 R 25 (16.00 R 25).
Direction	2 circuits avec direction assistée hydraulique. Direction active des essieux arrière et dépendante de la vitesse, programmes de direction spéciaux pour les différents modes de déplacement.
Freins	Freins de service: servofrein à air comprimé, tous les essieux sont munis de freins à disque, à 2 circuits. Frein à main: par cylindres à ressorts, agissant sur les roues des essieux 2, 3 et 4. Freins auxiliaire: par clapet sur échappement, ralentisseur monté sur boîte de vitesse.
Cabine	Spacieuse cabine, traitement anticorrosion, équipement «grand confort», suspension par silentbloks, vitrage de sécurité.
Installation électrique	Technique moderne de transmission de données par BUS de données, courant continu 24 Volts.

Partie tournante

Cadre	Fabrication Liebherr, construction soudée indéformable, en acier à grain fin haute résistance. Couronne d'orientation à triple rangée de rouleaux.
Entraînement	Diesel hydraulique avec pompes à débit variable et régulation de puissance automatique, 1 pompe à engrenages double, entraînés par le moteur Diesel du porteur, circuits hydrauliques ouverts avec «load sensing», régulé électriquement. 4 mouvements simultanés praticables.
Commande	Direction électrique «Load Sensing», 4 mouvements de travail dirigeable simultanément, deux leviers de commande à 4 positions et à auto-centrage.
Mécanisme de levage	Moteur à cylindrée constante et à pistons axiaux. Treuil équipé d'un engrenage planétaire et d'un frein d'arrêt commandé par ressort.
Mécanisme de relevage	1 vérin différentiel avec soupapes de retenu.
Dispositif de rotation	Moteur à cylindrée constante à pistons axiaux, engrenage planétaire, frein d'arrêt commandé par ressort. Orientation de série commutable en circuit hydraulique ouvert ou fermé (freinage automatique ou au pied).
Cabine de grue	Large champ de vision, vitrage de sécurité, équipement pour un confort idéal, cabine inclinable de 20° vers l'arrière.
Dispositif de sécurité	Contrôleur de charge «LICCON2», système test limitation de la course pour le levage, soupape de sûreté contre la rupture de tubes et de tuyaux.
Flèche télescopique	1 élément de base et 6 éléments télescopiques. Tous les éléments télescopiques indépendamment les uns des autres. Système de télescopage séquentiel rapide, TELEMATIK. Longueur de flèche: 37 ft - 197 ft.
Contrepoids	19,400 lb
Installation électrique	Technique moderne de transmission de données par BUS de données. Courant continu 24 Volts.

Équipement supplémentaire

K	Flechette de montage 6 ft 7 in. Reglage mécanique 0°, 20°, 40°, 60°
K	Flechette pliante simple, longueur 31 ft. Double flechette pliante 31 ft - 52 ft. Reglage mécanique 0°; 20°; 40°.
NZK	Flechette pliante simple, longueur 31 ft. Double flechette pliante 31 ft - 52 ft. Reglage hydraulique 0° - 40°.
2ème mécanisme de levage	Pour l'utilisation du deuxième crochet, ou bien pour une utilisation avec fléchette pliante lorsque le câble de levage principal rest mouflé.
Contrepoids additionnel	30,200 lb pour un contrepoids total de 49,600 lb.
Pneumatiques	8 pneus. Taille: 525/80 R 25 (20.5 R 25).

Autres équipements supplémentaires sur demande.

Description of symbols

Explication des symboles



Max. capacity
Capacité max.



Outriggers front
Calage avant



Standard
Norme



Max. hoist height
Hauteur de levage max.



Outriggers rear
Calage arrière



Radius
Portée



Max. radius
Portée max.



Crane superstructure
Partie tournante de la grue



Telescopic boom
Flèche télescopique



Tyres
Pneumatiques



infinitely variable
en continu



Mechanically/hydraulically adjustable folding jib
Pointe pliante réglable mécaniquement/hydrauliquement



Hookblock/Capacity
Moufle à crochet/Capacité de charge



Rope diameter
Diamètre



Assembly jib
Flechette de montage



No. of sheaves
Poulies



Rope length
Longueur du câble



No. of lines
Brins



Max. single line pull
Effort au brin maxi.



Weight
Poids



Hoist gear
Treuil de levage



Crane carrier
Châssis porteur



Slewing speeds
Vitesses d'orientation



Driving speed
Vitesse de translation



Boom length
Longueur de la flèche



Gradability
Aptitude à gravir les pentes



Boom position
Position de la flèche



Transmission
Boîte de vitesse



Counterweight
Contrepoids



Gear
Vitesse



Counterweight radius
Rayon de contrepoids



Driving speed - Onroad gear
Vitesse de translation - Vitesse de route



Outriggers
Calage



Driving speed - Crawl speed
Vitesse de translation - Marche lente



Outriggers - free on tyres
Calage - libre sur pneus



Max. supporting forces
Forces d'appui max.



Slewing gear / Working area
Mécanisme d'orientation / Plage de travail

Remarks

1. The lifting capacities do not exceed 85 % of the tipping load according to ASME B 30.5. The crane's structural steelwork is in accordance with EN 13000 and ASME B 30.5.
2. For the calculation of the load charts at least a wind speed of 30 ft/s (9 m/s, 20 mph) and regarding the load a sail area of 1 m² per ton load and a wind resistance coefficient of 1.2 on the load have been taken into account. For lifting of loads with large sail areas and/or high wind resistance coefficients the maximum wind speed as stated in the load charts has to be reduced.
3. The lifting capacities stated are valid for lifting operation only (corresponding with crane classification according to ISO 4301-1, crane group A1).
4. Lifting capacities are given in kip.
5. The weight of the hook blocks and hooks is part of the load and therefore it must be deducted from the lifting capacities.
6. Working radii are measured from the slewing center.
7. The stated lengths of the telescopic boom are maximum values and may deviate slightly.
8. The lifting capacities given for the telescopic boom apply if the folding jib is removed.
9. Subject to modification of lifting capacities.
10. Lifting capacities above 130,400 lb /148,600 lb only with additional pulley block/special equipment.
11. The data of this brochure serves only for general information. All information is provided without warranty. Instructions for the correct commissioning of the crane please take from the operation manual and the load chart book.
12. The illustrations in this brochure may feature accessories and special equipment not included in the standard scope of delivery.

Remarques

1. La capacité de charge ne doit pas dépasser 85 % de la charge de basculement conformément à ASME B 30.5. La structure métallique de la grue est conforme à EN 13000 et ASME B 30.5.
2. Une vitesse de vent de 30 ft/s (9 m/s, 20 mph) minimum, une surface de prise au vent de 1 m² par tonne ainsi qu'un coefficient de résistance au vent de la charge 1,2 sont pris en compte pour le calcul des tableaux de charge. Lorsque des charges ayant une surface de prise au vent et/ou un coefficient de résistance au vent plus élevé(e)s sont levées, la vitesse de vent maximale indiquée dans les tableaux de charge doit être réduite.
3. Forces de levage pour application de grue de montage (correspond à la classification de grues selon ISO 4301-1, groupe de grues A1).
4. Les charges sont indiquées en kip.
5. Le poids du crochet de levage resp. de la moufle à crochet est une partie de la charge et doit donc être déduit de la capacité de charge.
6. Les portées sont calculées à partir de l'axe de rotation.
7. Les longueurs indiquées pour la flèche télescopique sont des valeurs maximales et peuvent légèrement varier dans la réalité.
8. Les charges indiquées pour la flèche télescopique sont valables lorsque la fléchette pliante est démontée.
9. Charges données sous réserve de modification.
10. Forces de levage plus de 130,400 lb /148,600 lb seulement avec moufle additionnel/equipement supplémentaire.
11. Les données de cette brochure sont données à titre informatif. Ces renseignements sont sans garantie. Les consignes relatives à la bonne mise en service de la grue sont disponibles dans le manuel d'utilisation et le manuel de tableaux de charge.
12. Les figures contiennent également des accessoires et des équipements spéciaux non inclus de série dans la livraison.

Customer Service

Personal. Competent. Reliable.
Personnalisé. Compétent. Fiable.



To ensure your Liebherr remains a Liebherr.

- Commission and training by experienced service technicians
- Worldwide service network with over 80 branches
- 24/7 technical support worldwide
- Fast availability of spare parts
- Attractive packages for maintenance and service

De sorte que votre Liebherr reste une Liebherr.

- Mise en route et formation effectuées par des techniciens qualifiés
- Service-Après-Vente Mondial représenté par plus de 80 correspondants
- Assistance Technique 24/24 et 7/7 jours
- Rapide disponibilité des pièces de rechanges
- Kits d'entretiens pour révisions et maintenances à un prix attractif

Proposition 65



WARNING: This product can expose you to chemicals, including exhaust emissions, including lead and lead compounds, which are known to the State of California to cause cancer, birth defects or other reproductive harm.

For more information see: www.P65warnings.ca.gov/diesel

Subject to modification · Sous réserve de modifications

Liebherr-Werk Ehingen GmbH · Postfach 1361 · 89582 Ehingen, Germany
+49 73 91 5 02-0 · www.liebherr.com

Get Your
Contact



Printed in Germany (1)
lwe-td-271-05-us-11-2021